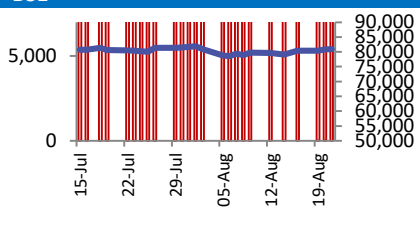
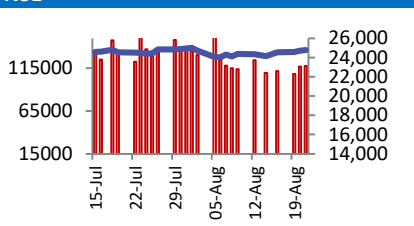


BSE		NSE																													
	<table border="1"> <tr><td>Open</td><td>80667</td></tr> <tr><td>High</td><td>80953</td></tr> <tr><td>Low</td><td>80626</td></tr> <tr><td>Close</td><td>80905</td></tr> <tr><td>Change</td><td>102</td></tr> <tr><td>Volume (Lacs)</td><td>8099</td></tr> <tr><td>Turnover (Rs.inCr)</td><td>9515</td></tr> </table>	Open	80667	High	80953	Low	80626	Close	80905	Change	102	Volume (Lacs)	8099	Turnover (Rs.inCr)	9515		<table border="1"> <tr><td>Open</td><td>24681</td></tr> <tr><td>High</td><td>24788</td></tr> <tr><td>Low</td><td>24655</td></tr> <tr><td>Close</td><td>24770</td></tr> <tr><td>Change</td><td>71</td></tr> <tr><td>Volume(Lacs)</td><td>43307</td></tr> <tr><td>Turnover(Rs.in Cr)</td><td>117624</td></tr> </table>	Open	24681	High	24788	Low	24655	Close	24770	Change	71	Volume(Lacs)	43307	Turnover(Rs.in Cr)	117624
Open	80667																														
High	80953																														
Low	80626																														
Close	80905																														
Change	102																														
Volume (Lacs)	8099																														
Turnover (Rs.inCr)	9515																														
Open	24681																														
High	24788																														
Low	24655																														
Close	24770																														
Change	71																														
Volume(Lacs)	43307																														
Turnover(Rs.in Cr)	117624																														

World Markets	Current	Previous	Pt. Chg	Var(%)
Dow	40890	40835	56	0.1%
Dow Futures	40982	41006	(24)	-0.1%
Nasdaq	17919	17817	102	0.6%
FTSE	8283	8273	10	0.1%
Nikkei	38191	37952	239	0.6%
Hang Seng	17405	17391	14	0.1%
Gift Nifty	24860	24897	(37)	-0.1%
Straits Singapore	3370	3374	(4)	-0.1%
South Korea	2695	2701	(6)	-0.2%
Taiwan	22146	22238	(92)	-0.4%
Shanghai	2855	2857	(1)	0.0%

Commodity Prices	Current	Previous	Pt. Chg	Var(%)
Copper (\$/MT)	9260	9204	56.0	0.6%
Alumin (\$/MT)	2487	2502	(15.0)	-0.6%
Zinc (\$/MT)	2851	2805	45.5	1.6%
Brent Crude (\$/bbl)	76.1	76.1	0.0	0.1%
Gold (\$/Ounce)	2503	2513	(10.0)	-0.4%
Silver (\$/Ounce)	29.5	29.6	(0.1)	-0.4%
Light Crude (\$/bbl)	71.9	71.9	(0.0)	-0.1%
N G (\$/mmbtu)	2.2	2.2	0.0	0.6%
Sugar (\$/MT)	505.6	502.5	3.1	0.6%
Rubber (Rs./kg)	235.5	235.0	0.5	0.2%
Baltic Dry Index	1759	1735	24.0	1.4%

Currency Exchange Rate	Current	Previous	Var(%)
Rs./\$ rate	83.93	83.79	0.17%
Rs./ Euro	93.31	92.80	0.55%
Rs./Chinese Yuan	11.77	11.77	-0.03%
Yen /\$ rate	145.35	145.21	0.10%
\$ US/Euro	1.11	1.12	-0.05%

Dollar Index	Current	Previous	Var(%)
Dollar Index	105.26	105.28	-0.02%

Support/ Resistance Levels for Today		
	Nifty	Bank Nifty Fut
Support 1	24700	50540
Support 2	24640	50270
Resistance	24840	51000

Securities in Ban For Trade	
AARTIIND	INDIACEM
ABFRL	LICHSGFIN
BALRAMCHIN	HINDCOPPER
BSOFT	NATIONALUM
GNFC	PEL
GRANULES	SUNTV

Market Review

US: US stocks gained after minutes of the Federal Reserve's July policy meeting showed that some of the decision maker acknowledged the need to cut rates.

Asia: Asia-Pacific markets rose on overnight gains in US stocks on Thursday. Investors in the region are awaiting the Bank of Korea's policy decision.

India: Indian benchmark stock indices ended Wednesday's choppy session on a positive note, with the NSE Nifty 50 recording a five-day winning streak as ITC Ltd. and Bharti Airtel Ltd. gained. **Market is expected to open on a positive note and likely to witness range bound move during the day.**

Global economy: South Korea's central bank kept interest rates unchanged on Thursday but signalled it was ready to start easing policy as price pressures and growth eased, raising expectations for a rate cut at its October meeting. The Bank of Korea held the benchmark interest rate at 3.50%

Germany's federal and regional state governments' tax revenue fell strongly in July compared with the same month last year due to a sharp decline in revenue from sales taxes, the finance ministry said on Thursday. The federal and state governments' tax revenue decreased by 7.9% year-on-year to a total of 63.8 billion euros (\$70.91 billion) in July, according to the ministry's monthly report. The German economy unexpectedly contracted by 0.1% in the second quarter, showing the continuing struggles of the euro zone's biggest economy.

The U.S. economy added significantly fewer jobs than first reported during the past year, after a sharp revision to previously published data, likely cementing the probability of an interest rate cut by the U.S. Federal Reserve next month. The Bureau of Labor Statistics revised down March 2024's employment gains by 818,000 positions earlier in the session, as part of the agency's annual benchmark review of payroll data. When spread through the prior year, that amounts to about 68,000 fewer net jobs added per month.

Commodities: Oil prices fell in Asian trade on Thursday, extending a run of recent losses as weak U.S. labor data fueled concerns over an economic slowdown in the country and largely offset optimism over interest rate cuts.

Gold price holds steady above the \$2,500 psychological mark during the Asian session on Thursday and remains close to the all-time peak touched earlier this week.

Currency: The dollar traded near the lowest in more than a year against the euro and sterling on Thursday as a dovish Federal Reserve and fresh signs of weakness in the U.S. job market backed the case for interest rate cuts.

FII Derivative Transactions (Rs. Cr)

Contracts	Purchase		Sell		Net	Open Interest (OI)		OI (Previous day)		Change	
	Contract	Value	Contract	Value		Contract	Value	Contract	Value	Contract	Value
Index Future	46882	3213	55348	3941	(728)	544552	36366	541234	36024	3318	342
Index Option	63711217	4672534	63445366	4650783	21751	5417379	349675	5834771	388987	(417392)	(39312)
Stock Future	279436	22409	276407	22372	37	4223375	329370	4171226	323799	52149	5571
Stock Option	562838	45711	537210	43796	1915	895116	70853	874998	69055	20118	1798
Total	64600373	4743867	64314331	4720892	22975	11080422	786264	11422229	817865	(341807)	(31601)

FII All Activity-BBG (Rs Cr)	Buy	Sell	Net
13-Aug-24	15154	16573	(1420)
14-Aug-24	15309	17686	(2378)
16-Aug-24	19298	18101	1196
19-Aug-24	13171	14927	(1756)
20-Aug-24	18601	14566	4035
Month to date- Aug	210814	225686	(14872)
FII (Prov.) (Rs Cr)	Buy	Sell	Net
14-Aug-24	14970	17565	(2595)
16-Aug-24	18494	17728	767
19-Aug-24	12084	14752	(2667)
20-Aug-24	17715	19173	(1458)
21-Aug-24	16888	17688	(800)
Month to date-Aug	209699	243601	(33902)
DII (Prov.) (Rs. Cr)	Buy	Sell	Net
14-Aug-24	12269	10033	2236
16-Aug-24	12796	10190	2606
19-Aug-24	11138	9335	1803
20-Aug-24	13183	10931	2252
21-Aug-24	13300	10202	3097
Month to date-Aug	201120	159907	41213
FII Debt - BBG (Rs. Cr)	Buy	Sell	Net
13-Aug-24	636	53	583
14-Aug-24	885	397	488
16-Aug-24	1220	760	460
19-Aug-24	2610	255	2355
20-Aug-24	1547	644	902
Month to date- Aug	21567	10445	11122

Market Breadth	BSE		NSE	
	No.	%	No.	%
Advance	2607	65%	1736	63%
Decline	1345	33%	969	35%
Unchanged	86	2%	48	2%

Market Turnover	21-Aug	20-Aug	Var (%)
BSE Cash	9515	13700	-31%
NSE Cash	117624	116805	1%
NSE Futures	131634	136710	-4%
NSE Options	68601006	44930364	53%
Total (Rs.Cr)	68859779	45197580	52%

Volatility Index	21-Aug	20-Aug
Volatility Index	13.33	13.82

Index PE - TTM	21-Aug	Yr. High	Yr. Low
Sensex	23.7	26.0	21.8
Nifty	23.0	28.8	20.3

Corporate News

Zomato to take over Paytm's entertainment ticketing business for Rs 2,048 crore

One 97 Communications, the parent company of Paytm, has agreed to sell its entertainment ticketing business to Zomato for Rs 2,048 crore in cash. This decision aligns with One 97 Communications' strategy of concentrating on its core payments and financial services operations. As per the agreement, the entertainment ticketing business will be transferred to its 100% subsidiaries — Orbgen Technologies, which operates TicketNew, and Wasteland Entertainment, the manager of Insider Platform to Zomato. (BT)

Highdell Investment to sell 2.36% stake in Kalyan Jewellers to promoter TS Kalyanaraman; deal valued at ₹1,300 crore

Highdell Investment, a subsidiary of Warburg Pincus, will sell a 2.36 per cent stake worth ₹1,300 crore in Kalyan Jewellers to its promoter, the jewellery maker said in an exchange filing on Wednesday, August 21. The foreign investor is selling 2.42 crore equity shares in the jewellery maker for a purchase price of ₹535 per share, which values the sell-off deal at ₹1,300 crore, according to the exchange filing. (Mint)

Economy

Review of Income Tax Act to be completed in given timeframe: CBDT Chairman

The task of reviewing the Income Tax Act of 1961 will be completed in the given timeframe of six months, CBDT Chairman Ravi Agrawal said on Wednesday. Union Finance Minister Nirmala Sitharaman, in her Budget speech last month, had announced that the direct tax law of the country would be reviewed to make it simple and the task would be completed in six months. (ET)

India to spend \$300 mln to build drains and expand water bodies in big cities

India will spend nearly \$300 million in two years to expand water bodies like lakes and build drains in seven cities including Mumbai, Chennai and Bengaluru to mitigate floods and conserve water, a government official told Reuters on Wednesday. Flooding, often fatal, is common in Indian cities every monsoon as rapid urbanisation devours city lakes and waste clogs drains. (ET)

International

Chinese EV maker BYD eyes state incentives for Mexico plant

Chinese electric vehicle maker BYD has narrowed its list of finalists for the location of a manufacturing plant in Mexico down to three states and is reviewing a range of proposed incentives from them, the firm's country head said on Wednesday. (Inv)

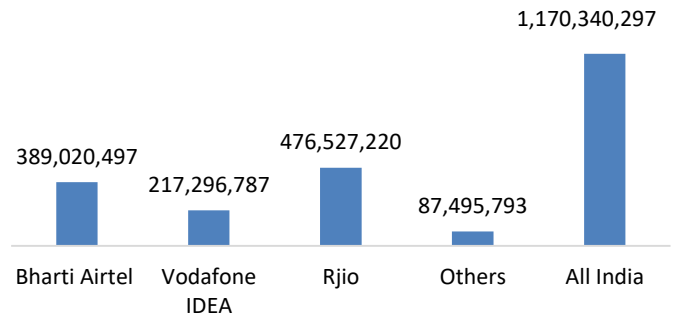
Top 5 Nifty Gainers	21-Aug	20-Aug	Var(%)
DIVISLAB	4901	4723	3.8%
TITAN	3560	3475	2.5%
SBILIFE	1801	1761	2.2%
CIPLA	1595	1563	2.0%
HDFCLIFE	725	711	2.0%
Top 5 Nifty Losers	21-Aug	20-Aug	Var(%)
TECHM	1605	1629	-1.5%
ULTRACEMCO	11201	11350	-1.3%
TATASTEEL	152	154	-1.3%
POWERGRID	337	341	-1.1%
ONGC	328	330	-0.7%

BSE Index Watch	Last	1 day	1 wk	1 mth	1 yr
SENSEX	80905	0.1%	2.5%	0.5%	24.0%
MIDCAP	48318	0.4%	3.4%	3.1%	56.8%
SMLCAP	55336	0.9%	3.9%	4.6%	54.4%
AUTO	57889	0.2%	2.1%	1.3%	64.2%
BANKEK	57809	-0.2%	1.7%	-3.7%	17.1%
Capital Goods	73121	0.4%	1.6%	0.6%	65.5%
FMCG	22957	1.3%	2.9%	4.4%	22.1%
Health Care	42008	0.9%	2.4%	9.1%	49.7%
IT	42261	0.1%	6.0%	4.1%	35.6%
METAL	31979	0.7%	3.9%	0.4%	49.7%
Oil & Gas	32519	0.2%	2.7%	5.7%	72.3%
Power	8333	-0.2%	2.1%	6.3%	88.6%
Realty	8112	-1.3%	1.1%	-4.7%	88.9%

NSE USD Futures	21-Aug	20-Aug	Var (%)
August Expiry (Rs./\$)	84.81	84.81	0.0%
Sept Expiry (Rs./\$)	83.94	83.79	0.2%
Total Turnover (Rs. Crore)	2875	9335	-69%

Sectors	TTM PE
Auto	32.72
Auto Ancillary	51.76
Banking	14.58
Engineering	43.56
Cement	76.71
Diamonds & Jewellery	53.16
Housing Finance	24.49
Infrastructure & Const	35.3
Metals-Aluminium	39.51
Metal – Steel	18.85
Oil Expl.	13.46
Pharma	12.91
Power – Gen. Supp.	43.99
Information Tech.	27.16
Sugar	22.53
Telecom Serv. Prov.	79.83
Tyres	26.94

Telecom Wireless Subscribers (June'24) (Source: Trai)



10 year G-Sec Yield	Current	Previous	Change
US	3.80%	3.80%	0 bps
Japan	0.88%	0.88%	0 bps
India	6.86%	6.86%	0 bps
UK	3.89%	3.92%	(2) bps
Libor 3 Mths	5.38%	5.39%	(1) bps

Indian Eco Data	Current	Previous	Var(%)
Forex Reserve (US\$ in bn)	654	652	0.3%
Inflation - WPI	2.04%	3.36%	(132) bps
Inflation - CPI	3.54%	5.08%	(154) bps

India GDP	Q4FY24	Q3FY24	Var(%)
Growth	7.76%	8.57%	(81) bps

Monetary Policy	Current	Previous	Change
Repo Rate	6.50%	6.50%	0 bps
Reverse Repo Rate	3.35%	3.35%	0 bps
CRR	4.50%	4.50%	0 bps
O/S Banking System Liquidity (Rs bn)	1102	1228	(125.9)

IIP Growth %	Jun-24	Jun-23	Apr-Feb
IIP	4.2	4.0	5.6
Mining	10.3	7.6	7.6
Manufacturing	2.6	3.5	4.4
Electricity	8.6	4.2	9.2

ADR Price Movement

Company	Price (US\$)	Volume	Previous Day Price	Volume	Variance (%)	No. of Share Per ADR	ADR Price (Rs.)	BSE Price	Variance (%)
Infosys Tech	22.57	7843746	22.31	5588882	1.17%	1	1894.36	1872.70	1.2%
Wipro	6.26	935618	6.17	956367	1.46%	1	525.42	526.35	-0.2%
Dr.Reddy's	84.21	172878	83.18	144951	1.24%	1	7067.96	7062.45	0.1%
ICICI Bank	28.10	3658384	27.91	9374431	0.68%	2	1179.25	1174.85	0.4%
HDFC Bank	60.45	1847481	60.09	1089416	0.60%	3	1691.24	1625.80	4.0%

GDR's (US\$)

	Prices	Prev. Close	Change	Var %
L&T	42.90	42.90	0.0	0.0%
RIL	71.40	70.90	0.5	0.7%
SBI	97.40	97.30	0.1	0.1%

US Economy Data	Current	Previous
Inflation (%) (YoY)	2.90%	3.00%
Unemployment (%)	4.30%	4.10%

Interest Rate (%)	Current	Previous
Fed Rate	5.50%	5.50%

US GDP	Q1CY24	Q4CY23	Q4CY22
Growth (QoQ Annualized)	2.80%	1.40%	2.60%

China Economy Data	Current	Previous
GDP	4.70%	5.30%
Inflation – CPI (%)	0.50%	0.20%

Economic Calendar

	Date
Indian GDP Data	30 Aug
Indian Inflation Data CPI	12 Sep
Indian Inflation Data WPI	16 Sep
Indian Monetary Policy	09 Oct
India's Industrial Production (IIP)	12 Sep
US Inflation Data	11 Sep
US GDP	30 Aug
US Unemployment Data	16 Sep
US Fed Rate	18 Sep
China GDP	18 Oct
China Inflation Data	9 Sep

Event Update

Name	Date	Purpose
Aster DM Healthcare Ltd.	22-08-2024	Rs.2.00 per share(20%)Final Dividend
Black Box Ltd.	22-08-2024	E.G.M.
Goldiam International Ltd.	22-08-2024	Rs.1.00 per share(50%)First Interim Dividend
Indian Railway Finance Corporation Ltd.	22-08-2024	Rs.0.70 per share(7%)Final Dividend
Jindal Steel & Power Ltd.	22-08-2024	Rs.2.00 per share(200%)Final Dividend
Money Masters Leasing & Finance Ltd.	22-08-2024	Stock Split from Rs.10/- to Re.1/-
Omax Autos Ltd.	22-08-2024	Rs.1.00 per share(10%)Final Dividend
Panama Petrochem Ltd.	22-08-2024	Rs.4.00 per share(200%)Final Dividend
Relaxo Footwears Ltd.	22-08-2024	Rs.3.00 per share(300%)Final Dividend
Thejo Engineering Ltd.	22-08-2024	Dividend
ABB India Ltd.	23-08-2024	Rs.10.66 per share(533%)Interim Dividend
Bhatia Communications & Retail (India) Ltd.	23-08-2024	Rs.0.01 per share(1%)Final Dividend
Crest Ventures Ltd.	23-08-2024	Rs.1.00 per share(10%)Final Dividend
Dynacons Systems & Solutions Ltd.	23-08-2024	Interim Dividend
Gandhar Oil Refinery (India) Ltd.	23-08-2024	Rs.0.50 per share(25%)Final Dividend
Gujarat Ambuja Exports Ltd.	23-08-2024	Rs.0.35 per share(35%)Final Dividend
Gujarat Hotels Ltd.	23-08-2024	Rs.2.50 per share(25%)Final Dividend
Insecticides (India) Ltd.	23-08-2024	Rs.2.00 per share(20%)Interim Dividend
KFin Technologies Ltd.	23-08-2024	Rs.5.75 per share(57.5%)Final Dividend
KP Energy Ltd.	23-08-2024	Interim Dividend
Kvantum Papers Ltd.	23-08-2024	Rs.3.00 per share(300%)Final Dividend
Mangalam Alloys Ltd.	23-08-2024	Annual General Meeting
Max Healthcare Institute Ltd.	23-08-2024	Rs.1.50 per share(15%)Final Dividend
Mayur Uniquoters Ltd.	23-08-2024	Rs.3.00 per share(60%)Final Dividend

Bulk Deal As On 21/08/24

BSE

Security Code	Security Name	Client Name	Deal	Quantity	Price
539661	ACEMEN	MULTIPLIER SHARE & STOCK ADVISORS PRIVATE LIMITED	B	17506	81.81
538351	AFEL	OMPRAKASH PURANLAL TOMAR	S	120493	14.85
538351	AFEL	OMPRAKASH PURANLAL TOMAR	B	3308	14.85
538351	AFEL	SMITA KHURANA	S	79373	14.85
539277	ALSTONE	CAMELLIA TRADEX PRIVATE LIMITED	S	3648699	0.81
539277	ALSTONE	CAMELLIA TRADEX PRIVATE LIMITED	B	13413700	0.83
543443	ASCENSIVE	BLUESKY INFRA DEVELOPERS PRIVATE LIMITED	B	52000	95.23
543443	ASCENSIVE	SHRUTI SHAILESHBAI SHAH	S	50000	95.24
543497	BCCL	MALANI WEALTH ADVISORS PRIVATE LIMITED	S	96000	52
539662	BFLAFL	ARADHANA PANDEY	S	141308	20.64
539662	BFLAFL	KENNY JACOB	B	97799	20.78
544231	BROACH	ANIL GURMUKH BHAGWANI NRE	B	42000	47.5
544231	BROACH	GREEN PEAKS ENTERPRISES LLP	B	60000	49.63
544231	BROACH	RCSPL SHARE BROKING PRIVATE LIMITED	S	84000	47.5
544231	BROACH	ROHIT RAWAT	B	48000	49.87
544231	BROACH	VIKABH SECURITIES PRIVATE LIMITED	B	90000	47.5
543933	CYIENTDLM	ADITYA BIRLA SUN LIFE MUTUAL FUND	B	544764	764.4
543933	CYIENTDLM	ADITYA BIRLA SUN LIFE MUTUAL FUND	B	717494	764.4
543933	CYIENTDLM	ADITYA BIRLA SUN LIFE MUTUAL FUND	B	717494	764.4
543933	CYIENTDLM	CITIGROUP GLOBAL MARKETS MAURITIUS PRIVATE LIMITED	B	504900	764.4
543933	CYIENTDLM	CYIENT LIMITED	S	11499390	764.4
543933	CYIENTDLM	EDELWEISS MUTUAL FUND	B	410773	764.4
543933	CYIENTDLM	HDFC MUTUAL FUND	B	1135500	764.4
543933	CYIENTDLM	MORGAN STANLEY ASIA SINGAPORE PTE	B	3617250	764.4
543933	CYIENTDLM	MORGAN STANLEY ASIA SINGAPORE PTE	B	520471	764.4
543933	CYIENTDLM	NIPPON INDIA MUTUAL FUND	B	1320000	764.4
539884	DARSHANORNA	NITIN BAKSHI	S	423000	5.03
539884	DARSHANORNA	YASHBANSAL	B	254370	5.55
543516	DHYAANITR	GAURANG ABHAYKUMAR NATHWANI	S	33600	22.91
539216	GARMNTMNTR	MULTIPLIER SHARE & STOCK ADVISORS PRIVATE LIMITED	S	900000	6.84
513536	GNRL	CLEAR WATER COMMODITIES PRIVATE LIMITED	S	1000000	17.96
513536	GNRL	DJ INFRASPACE LLP	B	1000000	17.95
531913	GOPAIST	KUNDANBEN BHAVESHBHAI PATEL	S	28422	7.62
540377	IFL	MULTIPLIER SHARE & STOCK ADVISORS PRIVATE LIMITED	B	5500000	1.4
537985	INFRONICS	VENKATASIVARAMAVARMA KUTCHERLAPATI	S	54609	46.75
541983	INNOVATIVE	NIKITA HARDIK PAREKH	S	90000	20.1
543951	INNOVATUS	MINIBOSS CONSULTANCY PRIVATE LIMITED	S	54000	57.66
505212	JAINEX	SHRIKANT GOPALDAS MANTRI	S	11146	154.75
542924	JANUSCORP	MULTIPLIER SHARE & STOCK ADVISORS PRIVATE LIMITED	B	322000	9.58
542924	JANUSCORP	SAGAR FARKIYA	S	98000	10.08
542924	JANUSCORP	TAPESH CHANDRAKANT MEHTA	S	94500	10.58
543286	JETMALL	KRISHNA LAXMIKANT THACKAR	S	6000	9.88
543286	JETMALL	KRISHNA LAXMIKANT THACKAR	B	48000	9.49
535730	KHOBSURAT	GAURAV CHAUDHARY	S	2494787	1.11
526179	LUDLOWJUT	GUTTIKONDA VARA LAKSHMI	S	162728	173.1
526179	LUDLOWJUT	NISHTHA INVESTMENT & SONSULTANCY SERVICES PRIVATE LIMITED	S	84043	174.33
526179	LUDLOWJUT	NISHTHA INVESTMENT & SONSULTANCY SERVICES PRIVATE LIMITED	B	185444	172.06
539762	MEAPL	KAILASHBEN ASHOKKUMAR PATEL	S	27500	170.45

539762	MEAPL	MULTIPLIER SHARE & STOCK ADVISORS PRIVATE LIMITED	S	10988	170.45
539762	MEAPL	MULTIPLIER SHARE & STOCK ADVISORS PRIVATE LIMITED	B	18205	170.45
540243	NEWLIGHT	SMITA KHURANA	S	101061	47.73
540243	NEWLIGHT	SURAJ GARG	B	98000	47.73
531512	ORIENTTR	DAMINI COMMOSALES LLP	S	504	16.83
531512	ORIENTTR	DAMINI COMMOSALES LLP	B	64671	15.69
531512	ORIENTTR	PRAMOD KUMAR SULTANIA	S	68065	15.69
531395	PADAMCO	REKHA GUPTA .	S	25000	63
538742	PANABYTE	DIPAN MEHTA COMMODITIES PRIVATE LIMITED	S	27587	35.31
538742	PANABYTE	DIPAN MEHTA COMMODITIES PRIVATE LIMITED	B	27952	35.89
538742	PANABYTE	MEHUL C MUNJASARA HUF	B	30000	36.41
538742	PANABYTE	SILVERLEAF CAPITAL SERVICES PRIVATE LIMITED	S	26483	33.92
538742	PANABYTE	SILVERLEAF CAPITAL SERVICES PRIVATE LIMITED	B	26483	33.52
532911	PARLEIND	RAJANI	S	83750	14.79
540173	PNBHOUSING	360 ONE ASSET MANAGEMENT LIMITED - PMS A/C 360 ONE MULTICAP	B	369998	802.5
540173	PNBHOUSING	ADITYA BIRLA SUN LIFE INSURANCE COMPANY LIMITED	B	249221	802.5
540173	PNBHOUSING	ADITYA BIRLA SUN LIFE MUTUAL FUND	B	1869159	802.5
540173	PNBHOUSING	BANDHAN MUTUAL FUND	B	302696	802.5
540173	PNBHOUSING	CARNELIAN BHARAT AMRITKAAL FUND	B	124650	802.5
540173	PNBHOUSING	CITIGROUP GLOBAL MARKETS MAURITIUS PRIVATE LIMITED	B	124650	802.5
540173	PNBHOUSING	CITIGROUP GLOBAL MARKETS MAURITIUS PVT LTD FII CITI	B	124650	802.5
540173	PNBHOUSING	COHESION MK BEST IDEAS SUBTRUST	B	124650	802.5
540173	PNBHOUSING	DISCOVERY GLOBAL OPPORTUNITY MAURITIUS LIMITED	B	124650	802.5
540173	PNBHOUSING	DSP MUTUAL FUND	B	498442	802.5
540173	PNBHOUSING	FIDELITY ASIAN VALUES PLC	B	124611	802.5
540173	PNBHOUSING	FIDELITY ASIAN VALUES PLC	B	98217	802.5
540173	PNBHOUSING	FIDELITY FUNDS-ASIAN SMALLER COMPANIES POOL	B	524836	802.5
540173	PNBHOUSING	GENERAL ATLANTIC SINGAPORE FUND FII PTE. LTD.	S	13325074	802.5
540173	PNBHOUSING	GENERAL ATLANTIC SINGAPORE FUND FII PTE. LTD.	S	124650	802.5
540173	PNBHOUSING	GENERAL ATLANTIC SINGAPORE FUND FII PTE. LTD.	S	124650	802.5
540173	PNBHOUSING	GENERAL ATLANTIC SINGAPORE FUND FII PTE. LTD.	S	124650	802.5
540173	PNBHOUSING	GENERAL ATLANTIC SINGAPORE FUND FII PTE. LTD.	S	124650	802.5
540173	PNBHOUSING	GENERAL ATLANTIC SINGAPORE FUND FII PTE. LTD.	S	124650	802.5
540173	PNBHOUSING	GENERAL ATLANTIC SINGAPORE FUND FII PTE. LTD.	S	124650	802.5
540173	PNBHOUSING	GENERAL ATLANTIC SINGAPORE FUND FII PTE. LTD.	S	124650	802.5
540173	PNBHOUSING	GENERAL ATLANTIC SINGAPORE FUND FII PTE. LTD.	S	124650	802.5
540173	PNBHOUSING	GENERAL ATLANTIC SINGAPORE FUND FII PTE. LTD.	S	124650	802.5
540173	PNBHOUSING	GENERAL ATLANTIC SINGAPORE FUND FII PTE. LTD.	S	124650	802.5
540173	PNBHOUSING	GENERAL ATLANTIC SINGAPORE FUND FII PTE. LTD.	S	124650	802.5
540173	PNBHOUSING	GENERAL ATLANTIC SINGAPORE FUND FII PTE. LTD.	S	124650	802.5
540173	PNBHOUSING	GENERAL ATLANTIC SINGAPORE FUND FII PTE. LTD.	S	124650	802.5
540173	PNBHOUSING	GENERAL ATLANTIC SINGAPORE FUND FII PTE. LTD.	S	186916	802.5
540173	PNBHOUSING	GENERAL ATLANTIC SINGAPORE FUND FII PTE. LTD.	S	249221	802.5
540173	PNBHOUSING	GENERAL ATLANTIC SINGAPORE FUND FII PTE. LTD.	S	249281	802.5
540173	PNBHOUSING	GENERAL ATLANTIC SINGAPORE FUND FII PTE. LTD.	S	253055	802.5
540173	PNBHOUSING	GENERAL ATLANTIC SINGAPORE FUND FII PTE. LTD.	S	302696	802.5
540173	PNBHOUSING	GENERAL ATLANTIC SINGAPORE FUND FII PTE. LTD.	S	311526	802.5
540173	PNBHOUSING	GENERAL ATLANTIC SINGAPORE FUND FII PTE. LTD.	S	311526	802.5
540173	PNBHOUSING	GENERAL ATLANTIC SINGAPORE FUND FII PTE. LTD.	S	369998	802.5
540173	PNBHOUSING	GENERAL ATLANTIC SINGAPORE FUND FII PTE. LTD.	S	498442	802.5
540173	PNBHOUSING	GENERAL ATLANTIC SINGAPORE FUND FII PTE. LTD.	S	498442	802.5

540173	PNBHOUSING	GENERAL ATLANTIC SINGAPORE FUND FII PTE. LTD.	S	623053	802.5
540173	PNBHOUSING	GENERAL ATLANTIC SINGAPORE FUND FII PTE. LTD.	S	623053	802.5
540173	PNBHOUSING	GENERAL ATLANTIC SINGAPORE FUND FII PTE. LTD.	S	809969	802.5
540173	PNBHOUSING	GENERAL ATLANTIC SINGAPORE FUND FII PTE. LTD.	S	1869159	802.5
540173	PNBHOUSING	GENERAL ATLANTIC SINGAPORE FUND FII PTE. LTD.	S	4423637	802.5
540173	PNBHOUSING	GHISALLO MASTER FUND LP	B	124650	802.5
540173	PNBHOUSING	GOLDMAN SACHS INVESTMENTS (MAURITIUS) I LIMITED	B	124650	802.5
540173	PNBHOUSING	GOLDMAN SACHS SINGAPORE PTE	B	124650	802.5
540173	PNBHOUSING	GOVERNMENT OF SINGAPORE	B	3645580	802.5
540173	PNBHOUSING	GOVERNMENT OF SINGAPORE	B	3645580	802.5
540173	PNBHOUSING	HDFC LIFE INSURANCE COMPANY LIMITED	B	186916	802.5
540173	PNBHOUSING	HSBC MUTUAL FUND	B	809969	802.5
540173	PNBHOUSING	ICICI PRUDENTIAL LIFE INSURANCE COMPANY LIMITED	B	623053	802.5
540173	PNBHOUSING	ICICI PRUDENTIAL MUTUAL FUND	B	249220	802.5
540173	PNBHOUSING	MONETARY AUTHORITY OF SINGAPORE	B	778057	802.5
540173	PNBHOUSING	MORGAN STANLEY ASIA SINGAPORE PTE	B	124650	802.5
540173	PNBHOUSING	MORGAN STANLEY ASIA SINGAPORE PTE	B	249281	802.5
540173	PNBHOUSING	NATIONAL PENSION SERVICE	B	95827	802.5
540173	PNBHOUSING	NIPPON INDIA MUTUAL FUND	B	124611	802.5
540173	PNBHOUSING	NIPPON INDIA MUTUAL FUND	B	498442	802.5
540173	PNBHOUSING	NOMURA SINGAPORE LIMITED	B	124650	802.5
540173	PNBHOUSING	NUVAMA ASSET MANAGEMENT LIMITED	B	124650	802.5
540173	PNBHOUSING	PGGM WORLD EQUITY II B.V.	B	28823	802.5
540173	PNBHOUSING	PGIM INDIA MUTUAL FUND	B	311526	802.5
540173	PNBHOUSING	PIONEER INVESTMENT FUND	S	124611	802.5
540173	PNBHOUSING	PIONEER INVESTMENT FUND	S	124611	802.5
540173	PNBHOUSING	PIONEER INVESTMENT FUND	S	124611	802.5
540173	PNBHOUSING	PIONEER INVESTMENT FUND	S	249220	802.5
540173	PNBHOUSING	PRU INDIA EQUITY OPEN LIMITED	B	311526	802.5
540173	PNBHOUSING	PUBLIC SECTOR PENSION INVESTMENT BOARD	B	253055	802.5
540173	PNBHOUSING	SOCIETE GENERALE	B	124650	802.5
540173	PNBHOUSING	SUBHKAM VENTURES (I) PRIVATE LIMITED	B	124650	802.5
540173	PNBHOUSING	TRUST MUTUAL FUND	B	124611	802.5
512217	PRISMMEDI	LEKHRAJ PARASMALJI KANUNGO	S	60000	23.4
536659	PVVINFRA	MULTIPLIER SHARE & STOCK ADVISORS PRIVATE LIMITED	B	483294	9.99
536659	PVVINFRA	VANDANATIWARI	S	144436	9.99
541634	RAWEDGE	SHASHANK PRAVINCHANDRA DOSHI	S	110000	36.1
541634	RAWEDGE	SHIVANI BROTHERS	B	110000	36.1
539760	RELICAB	SK GROWTH FUND PRIVATE LIMITED	S	69268	143.45
539561	REMLIFE	MULTIPLIER SHARE & STOCK ADVISORS PRIVATE LIMITED	S	2180530	9.71
543256	RFL	KIRAN MITTAL	S	70123	21.07
531893	SAWABUSI	JYOTIBEN MANOJBHAI PATEL	B	4175000	0.6
531893	SAWABUSI	SANJEEV HARBANSLAL BHATIA	S	8348955	0.58
543391	SGFRL	HARSHA RAJESHBHAI JHAVERI	S	126000	155.87
543391	SGFRL	SK GROWTH FUND PRIVATE LIMITED	S	132000	156.13
540259	SHANGAR	MULTIPLIER SHARE & STOCK ADVISORS PRIVATE LIMITED	B	107835	9.71
540072	SHIVAEXPO	ABHINAV UPADHYAY	S	120000	14
543970	SHOORA	ABHAY CHANDRAKANT LAKHANI	B	18000	73.5
543970	SHOORA	PRAFULKUMAR TRAMBAKLAL GANDHI	S	9000	73.5
533014	SICAGEN	AMI HOLDINGS PRIVATE LIMITED	B	390000	77.83
539217	SRESTHA	SYLPH TECHNOLOGIES LIMITED	S	1030687	2.26
539217	SRESTHA	SYLPH TECHNOLOGIES LIMITED	B	4297536	2.31

521005	TITANIN	MANSI SHARE & STOCK ADVISORS PRIVATE LIMITED	S	219398	35.58
544186	TOTEM	ANTARA INDIA EVERGREEN FUND LTD	B	555000	357.62
544186	TOTEM	INDIA DISCOVERY FUND LIMITED	S	555000	357.62
537582	UNISHIRE	MOHAMMAD USMAN GANI	B	400000	2.94
537582	UNISHIRE	SHRISHTI AGRAWAL	S	140000	2.94
543931	VEEFIN	AJAY BABU RAJENDRAN	S	146800	520.12
517393	VINTRON	HARDIK MAHENDRABHAI SHAH	S	750000	40.59
512064	VISVEN	VISHRAM MORESHWAR NANIWADKAR	B	10000	57.03
538634	VRL	MULTIPLIER SHARE & STOCK ADVISORS PRIVATE LIMITED	B	15947	304.7
522209	YOGISUNG	MULTIPLIER SHARE & STOCK ADVISORS PRIVATE LIMITED	B	115000	12.1

NSE

Security Code	Security Name	Client Name	Deal	Quantity	Price
AMJUMBO	A and M Jumbo Bags Ltd	KAUSHAL HITESHBAI PARIKH	SELL	184000	18.35
ATALREAL	Atal Realtech Limited	SANJEEV MOTILAL MALHOTRA	SELL	461500	7.54
ATAM	Atam Valves Limited	CORE4 MARCOM PRIVATE LIMITED	SELL	74691	179
BGREENERGY	BGR Energy Systems Ltd	ANITA JAIDEEP SAMPAT	SELL	380153	45.72
DELHIVERY	Delhivery Limited	NEXUS VENTURES III LIMITED	SELL	7819563	440
DESTINY	Destiny Logistics & I Ltd	YOGESHKUMAR RASIKLAL SANGHAVI	SELL	198000	33.9
DUCON	Ducon Infratech Ltd	PRATIK BANJI DABHI	SELL	6500000	9.2
FALCONTECH	Falcon Technoproj Ind Ltd	NIKUNJ STOCK BROKERS LTD	SELL	45600	57.23
GRETEX	Gretex Industries Ltd.	GREENVALLEY TIE UP PRIVATE LIMITED	BUY	54000	154.5
GRETEX	Gretex Industries Ltd.	NITU TRADING COMPANY LIMITED	SELL	117000	153.92
GRETEX	Gretex Industries Ltd.	VEDANT COMMODEAL PRIVATE LIMITED	BUY	63000	153.43
GUJAPOLLO	Gujarat Apollo Equip Ltd.	MAULIKKUMAR MANIBHAI PATEL	SELL	313334	275.23
GUJAPOLLO	Gujarat Apollo Equip Ltd.	PRASOON PANKAJ	BUY	126000	274.55
HOVS	HOV Services Limited	SHRISTI INVESTMENTS PRIVATE LIMITED	BUY	125000	89.5
ISHAN	Ishan International Ltd	SHANTANU SRIVASTAVA	SELL	16032000	2.95
KIRIINDUS	Kiri Industries Limited	ERISKA INVESTMENT FUND LTD	SELL	400000	371.77
KRIKA	Kritika Wires Limited	SHREE BAHUBALI STOCK BROKING LTD	BUY	1500000	19
LAXMICOT	Laxmi Cotspin Limited	PAREKH HASMUKH	SELL	90000	36.34
MIRCELECTR	Mirc Electronics Ltd.	LAROIA MONA	BUY	1200000	28.59
MIRCELECTR	Mirc Electronics Ltd.	MANSI SHARE AND STOCK ADVISORS PVT LTD	SELL	1156836	28.53
MOS	Mos Utility Limited	VIKAS GUPTA	SELL	168800	195.45
NAMAN	Naman In-Store (India) L	KIRAN NAVINCHANDRA ASHER	BUY	72000	220.2
NITIRAJ	Nitiraj Engineers Ltd	MULTIPLIER SHARE & STOCK ADVISORS PRIVATE LIMITED	BUY	84000	221.35
NUVAMA	Nuvama Wealth Manage Ltr	RASHESH CHANDRAKANT SHAH	SELL	400000	6204.51
PPSL	Picturepost Studios Ltd	F3 ADVISORS PRIVATE LIMITED	SELL	150000	44.2
PPSL	Picturepost Studios Ltd	MANSI SHARE AND STOCK ADVISORS PVT LTD	BUY	150000	44.2
POSITRON	Positron Energy Limited	CINCO STOCK VISION LLP	BUY	46200	523.65
POSITRON	Positron Energy Limited	MULTIPLIER SHARE & STOCK ADVISORS PRIVATE LIMITED	BUY	60000	523.65
PRUDMOULI	Prudential Sugars Corp	VAB VENTURES LIMITED	SELL	205053	21.05
RADHIKAJWE	Radhika Jeweltech Limited	RISHI KAJARIA	BUY	700000	98.07
RAJINDLTD	Rajputana Industries Ltd	MULTIPLIER SHARE & STOCK ADVISORS PRIVATE LIMITED	SELL	120000	114.31
RULKA	Rulka Electricals Limited	EMINENCE GLOBAL FUND PCC- EUBILIA CAPITAL PARTNERS FUND I	SELL	21600	478.82
SSDL	Saraswati Saree Depot Ltd	MULTIPLIER SHARE & STOCK ADVISORS PRIVATE LIMITED	SELL	394635	206.25
OSWALSEEDS	ShreeOswal S and Che Ltd	BAIGANI SANJAY KUMAR	SELL	650000	30.39
BALCO	Solve Plastic Products L	AMIN NOORUL	BUY	22800	103.34
BALCO	Solve Plastic Products L	BLACK FOX FINANCIAL PRIVATE LIMITED	SELL	22800	102
BALCO	Solve Plastic Products L	GREEN PEAKS ENTERPRISES LLP	BUY	26400	107.1
BALCO	Solve Plastic Products L	ISHAAN TRADEFIN LLP	BUY	45600	104.68
BALCO	Solve Plastic Products L	J4S FINANCIAL SOLUTIONS LLP	BUY	24000	107.1
BALCO	Solve Plastic Products L	SAHASTRAA ADVISORS PRIVATE LIMITED	BUY	38400	107.1
SPRL	SP Refractories Limited	YOGESH KUMAR SHARMA	BUY	16000	249.65
TRENT	Trent Ltd.	DODONA HOLDINGS LIMITED	SELL	246100	6790
TRENT	Trent Ltd.	SIDDHARTHA YOG	BUY	246100	6790
UDS	Updater Services Limited	INDIA BUSINESS EXCELLENCE FUND IIA	SELL	463689	323.95
VLINFRA	V.L.Infraprojects Limited	SUNIL SHARMA	BUY	99000	117.86
VAISHALI	Vaishali Pharma Limited	BLACK ROCK FINANCIAL SERVICES PVT LTD	BUY	92612	162.14
VAISHALI	Vaishali Pharma Limited	FORTUNE GILTS PVT. LTD.	SELL	92612	162.14

Disclosure:

Research Reports that are published by Nirmal Bang Securities Private Limited (hereinafter referred to as "NBSPL") are for private circulation only. NBSPL is a registered Research Analyst under SEBI (Research Analyst) Regulations, 2014 having Registration no. INH000001766. NBSPL is also a registered Stock Broker with National Stock Exchange of India Limited, BSE Limited, Metropolitan Stock Exchange of India Limited, Multi Commodity Exchange of India Limited and , National Commodity and Derivative Exchange Limited in Capital Market , Equity and Commodities derivatives segments and Currency Derivatives Segment .

NBSPL has other business divisions with independent research teams separated by Chinese walls, and therefore may, at times, have different or contrary views on stocks and markets.

NBSPL or its associates have not been debarred / suspended by SEBI or any other regulatory authority for accessing / dealing in securities Market since last 20 years. NBSPL, its associates or analyst or his relatives do not hold any financial interest (Except Investment) in the subject company. NBSPL or its associates or Analyst do not have any conflict or material conflict of interest at the time of publication of the research report with the subject company. NBSPL or its associates or Analyst or his relatives may or may not hold beneficial ownership of 1% or more in the subject company at the end of the month immediately preceding the date of publication of this research report.

NBSPL or its associates / analyst has not received any compensation / managed or co-managed public offering of securities of the company covered by Analyst during the past twelve months. NBSPL or its associates have not received any compensation or other benefits from the company covered by Analyst or third party in connection with the research report. Analyst has not served as an officer, director or employee of Subject Company. NBSPL / analyst has not been engaged in market making activity of the subject company.

Analyst Certification: The research analysts and authors of these reports, hereby certify that the views expressed in this research report accurately reflects my/our personal views about the subject securities, issuers, products, sectors or industries. It is also certified that no part of the compensation of the analyst(s) was, is, or will be directly or indirectly related to the inclusion of specific recommendations or views in this research. The analyst(s) principally responsible for the preparation of this research report and has taken reasonable care to achieve and maintain independence and objectivity in making any recommendations.

Disclaimer:

The Research Report is for the personal information of the authorized recipient and does not construe to be any investment, legal or taxation advice. NBSPL is not soliciting any action based upon it. Nothing in the research report shall be construed as a solicitation to buy or sell any security or product, or to engage in or refrain from engaging in any such transaction. In preparing the research report, we did not take into account the investment objectives, financial situation and particular needs of the reader.

The research report has been prepared for the general use of the clients of NBSPL and must not be copied, either in whole or in part, or distributed or redistributed to any other person in any form. If you are not the intended recipient you must not use or disclose the information in the research report in any way. Though disseminated to all the customers simultaneously, not all customers may receive the research report at the same time. NBSPL will not treat recipients as customers by virtue of their receiving the research report. The research report is not directed or intended for distribution to or use by any person or entity resident in a state, country or any jurisdiction, where such distribution, publication, availability or use would be contrary to law, regulation or which would subject NBSPL & its group companies to registration or licensing requirements within such jurisdictions.

The report is based on the information obtained from sources believed to be reliable, but we do not make any representation or warranty that it is accurate, complete or up-to-date and it should not be relied upon as such. We accept no obligation to correct or update the information or opinions in it. NBSPL or any of its affiliates or employees shall not be in any way responsible for any loss or damage that may arise to any person from any inadvertent error in the information contained in the research report. NBSPL or any of its affiliates or employees do not provide, at any time, any express or implied warranty of any kind, regarding any matter pertaining to this report, including without limitation the implied warranties of merchantability, fitness for a particular purpose, and non-infringement. The recipients of the research report should rely on their own investigations.

This information is subject to change without any prior notice. NBSPL reserves its absolute discretion and right to make or refrain from making modifications and alterations to this statement from time to time. Nevertheless, NBSPL is committed to providing independent and transparent recommendations to its clients, and would be happy to provide information in response to specific client queries.

Before making an investment decision on the basis of research report, the reader needs to consider, with or without the assistance of an adviser, whether the advice is appropriate in light of their particular investment needs, objectives and financial circumstances. There are risks involved in securities trading. The price of securities can and does fluctuate, and an individual security may even become valueless. International investors are reminded of the additional risks inherent in international investments, such as currency fluctuations and international stock market or economic conditions, which may adversely affect the value of the investment. Opinions expressed are subject to change without any notice. Neither the company nor the director or the employees of NBSPL accept any liability whatsoever for any direct, indirect, consequential or other loss arising from any use of the research report and/or further communication in relation to the research report. Here it may be noted that neither NBSPL, nor its directors, employees, agents or representatives shall be liable for any damages whether direct or indirect, incidental, special or consequential including lost revenue or lost profit that may arise from or in connection with the use of the information contained in the research report.

Copyright of this document vests exclusively with NBSPL.

Our reports are also available on our website

Registration granted by SEBI and certification from NISM in no way guarantee performance of NBSPL or provide any assurance of returns to investors.

Nirmal Bang Research (Division of Nirmal Bang Securities Pvt. Ltd.)

B-2, 301/302, Marathon Innova,
Opp. Peninsula Corporate Park
Off. Ganpatrao Kadam Marg
Lower Parel(W), Mumbai-400013
Board No. : 91 22 6723 8000/8001
Fax. : 022 6723 8010